



## A/30 Piezoelectric Triaxial Accelerometer

25pC/g nom.

38gm

220°C Max

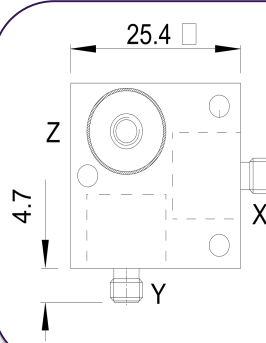
General purpose triaxial vibration transducer comprising three welded Konic shear® sensing elements bonded orthogonally into hard anodized aluminum housing. The inserts are electrically insulated individually and from the housing, thus eliminating ground loop interference.

The additional mechanical isolation implicit in the construction provides near elimination of strain induced error. The spatial response of a structure to dynamic forcing, may lead to erroneous single axis vibration or shock measurement, due to the inherent directional property of the transducer.

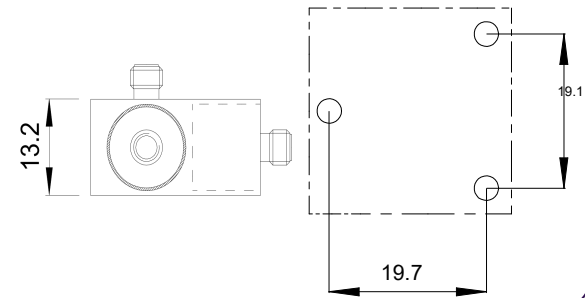
The d33 component suppression property of the Konic design, resulting in minimization of cross axis error, is particularly advantageous for three axis measurement integrity.

The A/30 triaxial design with three independent sensors bonded into a block allows for a repair option if one axis should be damaged, this reduces long term cost and prolongs life of the product.

A/30

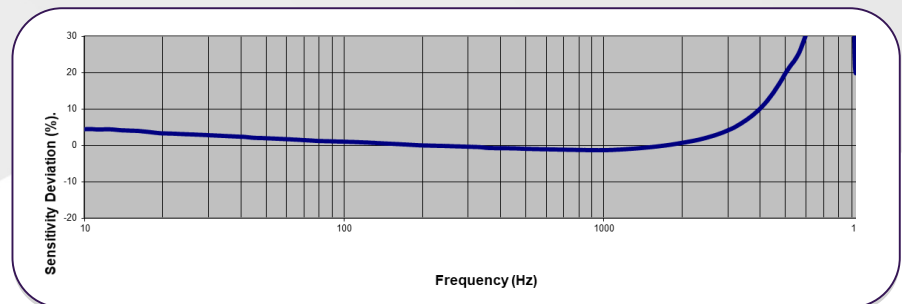


A/30 fixings

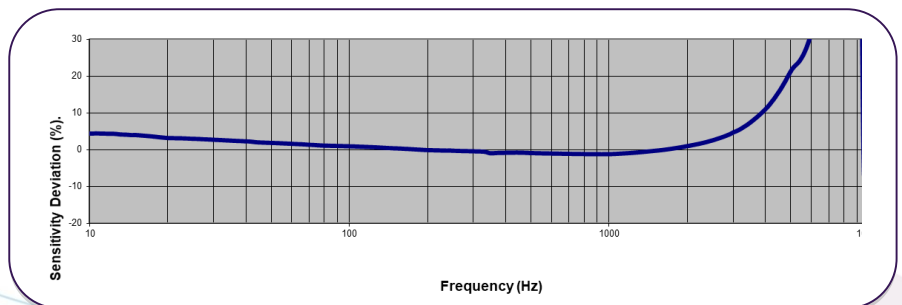


### Typical Frequency Response

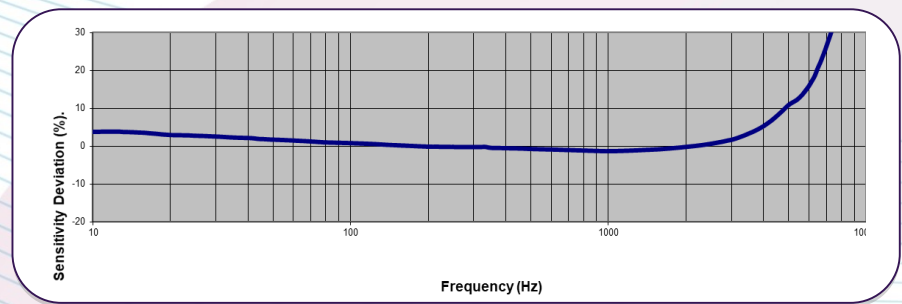
X



Y



Z



Please note: For information and reference only. Data should not be used as pass / fail criteria for calibration purposes

**DJB Instruments (UK) Ltd**

Finchley Avenue,  
Mildenhall, Suffolk IP28 7BG

Tel +44 (0)1638 712 288  
Email [sales@djbstruments.com](mailto:sales@djbstruments.com)  
Web [www.djbstruments.com](http://www.djbstruments.com)

A UK company with UK-based manufacturing, assembly and calibration in-house.

DJB Iss.2.2020



ISO 9001 – 00025363

## A/30 Piezoelectric Triaxial Accelerometer

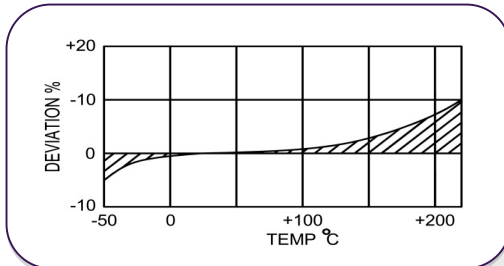
25pC/g nom.

38gm

220°C Max



### Temperature Response



### Options

A/30 – 3 x through hole mount  
 A/30-1 - 1x M4 Ø through hole + 3 x tapped 10-32 UNF mounting holes.

	Metric	
Charge sensitivity nom. @20°C	2.55pC/(m/s <sup>2</sup> )	25pC/g
Resonant Frequency	X / Y Axis ≥13kHz	Z Axis ≥15kHz
Typical Frequency Response ±5% ±10%	1Hz – 3kHz 0.7Hz – 4kHz	
Pyro-electric output	0.2°C	
Pyro-electric corner frequency	0.002Hz	
Cross Axis error	≥5% max	
Capacitance	900/1400 pF	
Temperature Range	-50/ +220°C	-58/ +428°F
Charge sensitivity deviation (20°C/68°F)	-5% @-50°C +10% @ 220°C	-5% @-58°F +10% @+428°F
Base strain Sensitivity	≤0.002g/μ strain	
Maximum shock g level, rise time μs	98100m/s <sup>2</sup> , 30	10000g,30
Materials	s/steel 303 S31 inserts Hard Anodized Aluminum Alloy Mounting Block	
Mounting	3 x 3mm Ø through holes	3 x 0.11in Ø through holes
Weight	38g	1.34oz
Case Seal	Transducer inserts welded	
Size	25.4 x 25.4 x 13.2mm	1 x 1 x 0.52in
Connector	3 x 10-32 UNF Microdot	

Please note: For information and reference only. Data should not be used as pass / fail criteria for calibration purposes

**DJB Instruments (UK) Ltd**

Finchley Avenue,  
 Mildenhall, Suffolk IP28 7BG

Tel +44 (0)1638 712 288  
 Email sales@djbinstruments.com  
 Web www.djbinstruments.com

DJB Iss.2.2020

A UK company with UK-based manufacturing, assembly and calibration in-house.



ISO 9001 – 00025363