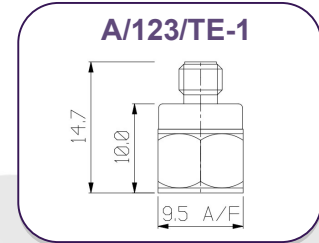
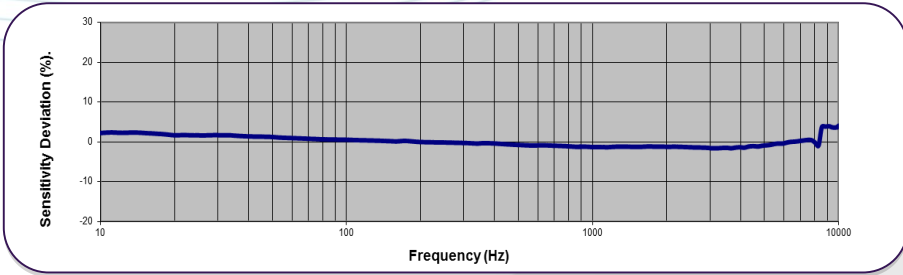




A/123/TE-1 Piezo-Tronic IEPE Accelerometer with integral ceramic isolating base

1mV/g up to 250mV/g $\pm 10\%$ 4.4gm Std temp 125°C

Typical Frequency Response



Options

- Extended low frequency response
 - Wideband temperature calibration -50/+125°C.
- A/123/E Side entry
A/123/E-1 Side entry, isolated ceramic base
A/123/TE Top entry
A/123/TE-1 Top entry, isolated ceramic base
A/123/EB Side entry, tapped base
A/123/TB Top entry, tapped base

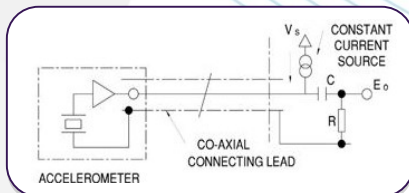
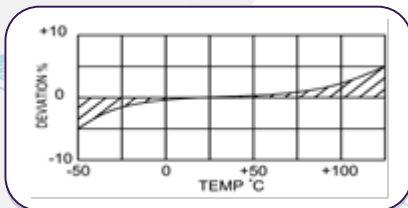
The A/123 range of Piezo-tronic IEPE accelerometers features the Konic shear design sensing element, packaged to offer a choice of side/ top entry connector, flat adhesive base, tapped base or integral ceramic isolating base. Ideal for applications requiring a low mass compact design for minimal mass loading effect the A/123 offers wide frequency band with a linear response. The A/123 is a highly versatile and robust accelerometer. Applications include, modal testing, general vibration testing, NVH, package testing, shock testing etc.

NOTE: Voltage sensitivities shown are standard. We offer a wide range of sensitivities on request, and recommend that applications are evaluated to determine the requisite sensitivity.

Typical Spectral Noise (100mV/g)

1Hz	522 μ g/ \sqrt Hz
10Hz	31.2 μ g/ \sqrt Hz
100Hz	8.9 μ g/ \sqrt Hz
1kHz	5.8 μ g/ \sqrt Hz
10kHz	4.2 μ g/ \sqrt Hz

Temperature Response



	Metric			Imperial		
	0.5mV/ (m/s ²)	1.02mV/ (m/s ²)	10.2mV/ (m/s ²)	5mV/g	10mV/g	100mV/g
Voltage Sensitivity $\pm 10\%$	0.5mV/ (m/s ²)	1.02mV/ (m/s ²)	10.2mV/ (m/s ²)	5mV/g	10mV/g	100mV/g
Resonant frequency	50 kHz					
Typ. Frequency Response $\pm 5\%$ $\pm 10\%$	1Hz – 10kHz 0.7Hz – 11kHz					
Cross Axis error	$\leq 5\%$					
Temperature Range	-55/+125°C			-67/+257°F		
Voltage sensitivity deviation (20°C / 68°F)	-5% @ -55°C +5% @ +125°C			-5% @ -67°F +5% @ +257°F		
Supply voltage	15/35 VDC					
Supply current	2/20 mA					
Output impedance	$\leq 100\Omega$					
Bias voltage	10/14 VDC					
Shock limit	49,033m/s ²			5000g		
Settling time within 10% bias	<5 sec					
Base Strain Sensitivity	$\leq 0.001g/\mu$ strain					
Non-linearity (%FS)	$\leq 1\%$					
Discharge time coef.	1-3 seconds					
Saturation limit g	9807m/s ²	4903m/s ²	490.3m/s ²	1000g	500g	50g
Broadband resolution grms	0.01	0.002	0.0009	0.01	0.002	0.0009
Case material	Titanium					
Mounting	Adhesive					
Weight	4.4gm			0.16oz		
Case seal	Welded					
Size	9.5(A/F) x 14.7mm			0.37" (A/F) x 0.58"		
Connector	10-32 UNF Microdot					

Please note: For information and reference only. Data should not be used as pass / fail criteria for calibration purposes

DJB Instruments (UK) Ltd

Finchley Avenue,
Mildenhall, Suffolk IP28 7BG

A UK company with UK-based manufacturing, assembly and calibration in-house.

Tel +44 (0)1638 712 288
Email sales@djbinstruments.com
Web www.djbinstruments.com

DJB Iss.1 2020



ISO 9001 – 00025363