

A/124/TE-1 Miniature Piezo-Tronic IEPE Accelerometer With integral ceramic isolating base

1mV/g up to 200mV/g ±10% 2gm Std temp 125°C



The A/124 range of miniature IEPE accelerometers are available with a range of mounting options including adhesive base, integral ceramic isolating base and integral stud. With top and side entry versions the A/124 is ideal for applications requiring minimal mass loading effects. All versions feature:

- Konic Shear sensing element
- Fully welded construction
- Miniature KP M3.5mm thread, side or top entry coaxial connector
- Titanium case.

Featuring full compatibility with low-outgassing requirements the A/124 is popular with satellite installations.

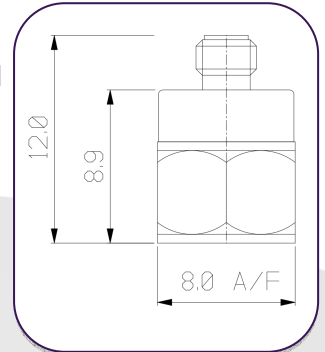
Note:

Voltage sensitivities shown are standard. We offer a wide range of sensitivities on request, and recommend that applications are evaluated to determine the requisite sensitivity.

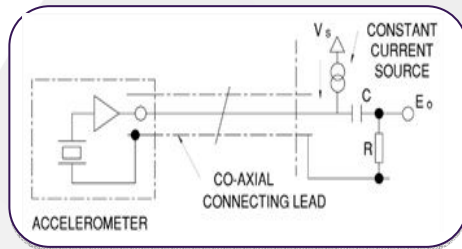
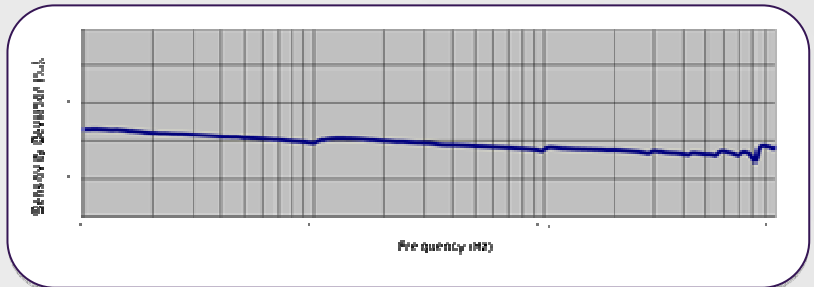
Options:

- A/124/E Side entry
- A/124/E-1 Side entry, integral ceramic isolating base
- A/124/TE Top entry
- A/124/TE-1 Top entry, integral ceramic isolating base
- A/124/TS – Top entry, integral stud

A/124/TE-1



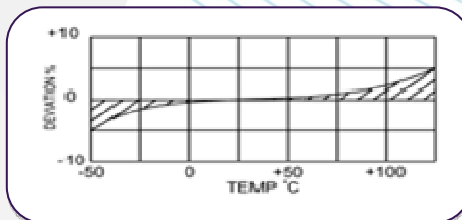
Typical Frequency Response



Typical Spectral Noise (100mV/g)

1Hz	345µg/√Hz
10Hz	42.8µg/√Hz
100Hz	11.2µg/√Hz
1kHz	5.67µg/√Hz
10kHz	5.2µg/√Hz

Temperature Response



Please note: For information and reference only. Data should not be used as pass/ fail criteria for calibration purposes

	Metric			Imperial		
	0.1mV/(m/s ²)	1.02mV/(m/s ²)	10.2mV/(m/s ²)	1mV/g	10mV/g	100mV/g
Voltage Sensitivity ±10%						
Resonant frequency	≥70 kHz					
Typical Frequency Response ±5% ±10%	1Hz - 11kHz 0.7Hz - 13kHz					
Cross Axis error	≤5%					
Temperature Range	-55/+125°C			-67/+257°F		
Voltage sensitivity deviation (20°C/68°F)	-5% @ -50°C +5% @ +125°C			-5% @ -67°F +5% @ +257°F		
Supply voltage	15/35 VDC					
Supply current	2/20 mA					
Output impedance	≤100Ω					
Bias voltage	10/14 V DC					
Settling time within 10% bias	<5 sec					
Shock limit	49033m/s ²			5000g		
Saturation limit g	49033m/s ²	4903m/s ²	490.3m/s ²	5000g	500g	50g
Broadband resolution grms	0.02	0.012	0.002	0.02	0.012	0.002
Base Strain Sensitivity	≤0.001g/µ strain					
Non-linearity (%FS)	≤1%					
Discharge time coef.	1-3 seconds					
Case material	Titanium Grade 2					
Mounting	Flat base with integral ceramic isolating disc, adhesive					
Weight	2gm			0.07oz		
Case seal	Welded					
Size	8(A/F) x 9mm			0.31(A/F) x 0.35in		
Connector	M3.5 KP					

DJB Instruments (UK) Ltd

Finchley Avenue,
Mildenhall, Suffolk IP28 7BG

A UK company with UK-based manufacturing, assembly and calibration in-house.

Tel +44 (0)1638 712 288
Email sales@djbstruments.com
Web www.djbstruments.com

DJB Iss.1 2020

